

GROVE®

T80/T86J

- ▶ Platform heights - 80 and 86 ft. (24.4m & 26.2m)
- ▶ Narrow working width plus low GVW
- ▶ Unbeatable performance
- ▶ Great Serviceability



TELESCOPIC BOOM WORK PLATFORMS

Introducing the T80 and T86J.

Two new innovative designs that get the job done quicker and easier with superb performance. Choose from the straight boom T80 or the T86J with standard articulating jib for extra versatility.

No Operator Set-up and Increased Job Site Access

The exclusive interactive counterweight system provides a narrow, lightweight machine plus excellent boom working range.

- ▶ Optimizes weight placement at all boom angles
- ▶ Eliminates the need for extendable axles and job site set-up
- ▶ Significantly reduces gross vehicle weight
- ▶ Mechanical system is reliable and easy to maintain

Easier to Use

The T80 and T86J are designed to facilitate operator confidence and training.

- ▶ New ergonomic upper control station features “user friendly” layout with color coded symbols and text on a high visibility white panel
- ▶ Smooth proportional controls for drive and boom functions with adjustable ramp-to-zero
- ▶ Super-flex Buss control system allows quick adjustment of function parameters to individual operator preferences
- ▶ Soft-stop boom prevents jarring stops at full elevation

Unbeatable Performance

Both the T80 and T86J are designed for maximum performance and productivity.

- ▶ Competitive boom cycle speeds and true multi-function capability - full elevation in less than 60 seconds!
- ▶ Full time four wheel drive
- ▶ 4 mph drive speed
- ▶ Standard four wheel crab and coordinated steer
- ▶ Gradeability (theoretical) up to 50%
- ▶ Powerful 85 hp water cooled Cummins diesel engine
- ▶ Optional oscillating axle with locking cone design prevents 3-wheeled operation

Innovative Styling. Great Serviceability

Eye catching, yet practical, styling combines mechanic friendly features with a bold look.

- ▶ Larger fiberglass gull-wing doors with gas struts provide easy access for routine maintenance
- ▶ Super-flex control system provides on-board diagnostics for faster troubleshooting
- ▶ Consolidated valve bank places all valves in one easy to access location
- ▶ Heavy-duty steel powerbridge has individually replaceable links
- ▶ Exclusive vierendeel embossed V-trap boom allows visual inspection of internal boom components

Standard Features

- ▶ 36 x 94 in. steel platform with swing gate, inside hand rails and platform rotator
- ▶ 110 VAC receptacle with GFI in the platform
- ▶ All motion and tilt alarms
- ▶ Patented control enable system
- ▶ 360° continuous superstructure rotation
- ▶ 12 volt DC auxiliary power
- ▶ Lifting and tie down lugs
- ▶ Pump enable system



Interactive counter-weight system covers range of boom angles



Upper control station features “user friendly” layout



Excellent gradeability and stability on rough terrain.



Large gull-wing doors provide easy access

T80

Platform

Working Height	86 ft. (26.2 m)
Platform Height	80 ft. (24.4 m)
Horizontal Reach	70 ft. (21.34 m)
Platform Capacity	600 lbs. (272 kg)

Dimensions

Platform size (Steel)	36 in. x 94 in. (0.91 x 2.38 m)
Overall Height (Stowed)	9 ft. 7 in. (2.9 m)
Overall Length	40 ft. (12.2 m)
Overall Width	8 ft. 6 in. (2.59 m)
Wheelbase	10 ft. (3.0 m)
Ground Clearance	1 ft. (0.30 m)

Power Source

Engine	Cummins Diesel @ 85hp
Fuel Tank Capacity	35 gal. (132.4 L)

Performance

Lift speed	55 sec.
Drive Speed	4.0 mph (6.44 kph)
Gradeability (Theoretical)*	50%
Tire Size	385/65D 22.5
Tire Fill	Pneumatic
Turning Radius Inside(4WS)	7 ft. 4 in. (2.23 m)
Turning Radius Outside(4WS)	15 ft. 1 in. (4.59 m)

Hydraulics

Reservoir Capacity	45 gal. (170.3 L)
Hydraulic Pump Type	Piston
Auxiliary Power	12VDC

Shipping Information

Gross Vehicle Weight	34,000 lbs. (15,422 kg)
Shipping Cube	3,230 ft. ³ (91.46 m ³)

T86J

Platform

Working Height	92 ft. (28 m)
Platform Height	86 ft. (26.2 m)
Horizontal Reach	76 ft. (23.16 m)
Platform Capacity	500 lbs. (227 kg)

Dimensions

Platform size (Steel)	36 in. x 94 in. (0.91 x 2.38 m)
Overall Height (Stowed)	9 ft. 7 in. (2.9 m)
Overall Length	40 ft. (12.2 m)
Overall Width	8 ft. 6 in. (2.59 m)
Wheelbase	10 ft. (3.0 m)
Ground Clearance	1 ft. (0.30 m)

Power Source

Engine	Cummins Diesel @ 85hp
Fuel Tank Capacity	35 gal. (132.4 L)

Performance

Lift Speed	55 sec.
Drive Speed	4.0 mph (6.44 kph)
Gradeability (Theoretical)*	50%
Tire Size	385/65D 22.5
Tire Fill	Pneumatic
Turning Radius Inside (4WS)	7 ft. 4 in. (2.23 m)
Turning Radius Outside (4WS)	15 ft. 1 in. (4.59 m)

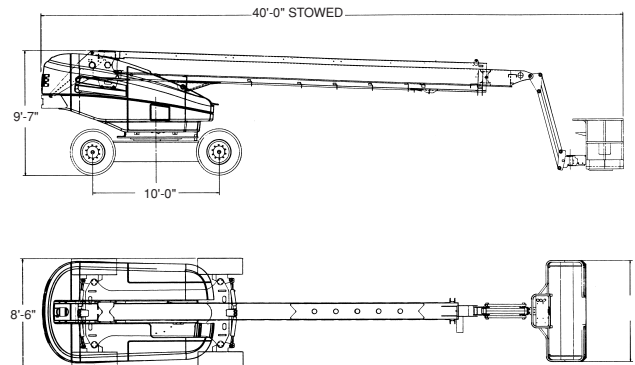
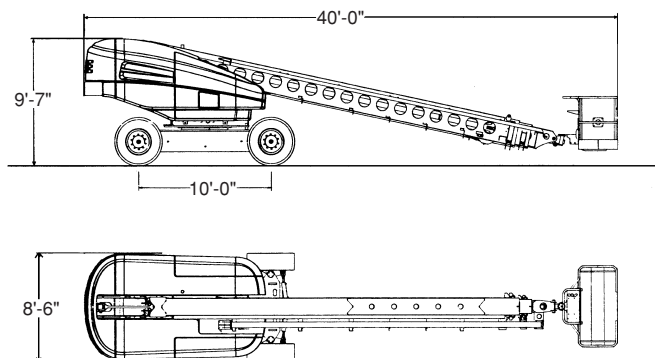
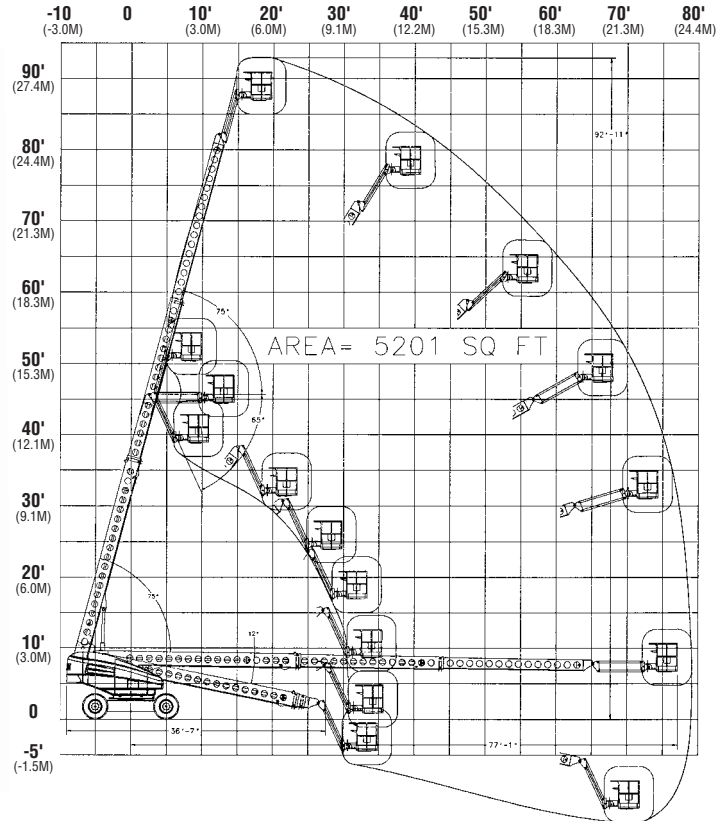
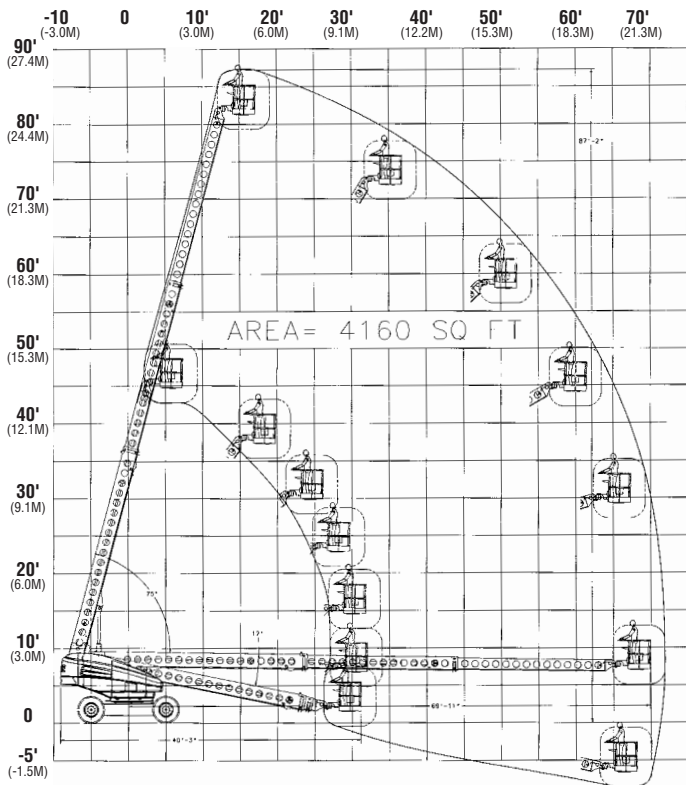
Hydraulics

Reservoir Capacity	45 gal. (170.3 L)
Hydraulic Pump Type	Piston
Auxiliary Power	12VDC

Shipping Information

Gross Vehicle Weight	37,100 lbs. (16,827 kg)
Shipping Cube	3,230 ft. ³ (91.46 m ³)

* Published machine gradeability is theoretical. Machine to be in a stowed driving position. Always operate machine on a firm, level surface when elevated.





Product Protection Plan

One-year parts warranty

One-year labor warranty

Seven-year structural warranty

In addition to cutting-edge equipment and innovative features, Grove Manlift® offers a comprehensive product protection plan. Under the plan, all new Grove Manlift® aerial work platforms are warranted to be free from defects in material and workmanship for one full year. All structural components – including risers, booms, masts, turntables, and frames – are covered for seven years.* Get the Grove Manlift® Product Protection Plan today!

*See warranty information for any limitations or restrictions that may apply.

Grove Worldwide

Grove Worldwide - World Headquarters

Western Hemisphere, Asia/Pacific
1565 Buchanan Trail East
P.O. Box 21

Shady Grove, Pennsylvania 17256, USA
Phone: [Int + 1] (717) 597-8121
Fax: [Int + 1] (717) 593-5303

Grove Europe Limited*

Europe, Africa, Middle East
Sales & Marketing

1 Emperor Way
Doxford International Business Park
Sunderland SR3 3XR, England
Phone: [Int + 44] (191) 515-7253
Fax: [Int + 44] (191) 564-0442

Lifetime Customer Support

Western Hemisphere
1086 Wayne Avenue

Chambersburg, Pennsylvania 17201, USA
Phone: [Int + 1] (717) 263-5100
Fax: [Int + 1] (717) 263-0404

*Grove Europe Limited,
Registered in England, Number 1845126

<http://www.grovetworldwide.com>

Distributed By:

Constant improvement and engineering progress make it necessary that we reserve the right to make specification, equipment, and price changes without notice. Illustrations shown may include optional equipment and accessories and may not include all standard equipment.

GROVE® and GROVE LOGO are registered trademarks of GROVE in the U.S. and/or other countries. Copyright ©2000 GROVE. All rights reserved.