

Technical sheet

# 220 TJ

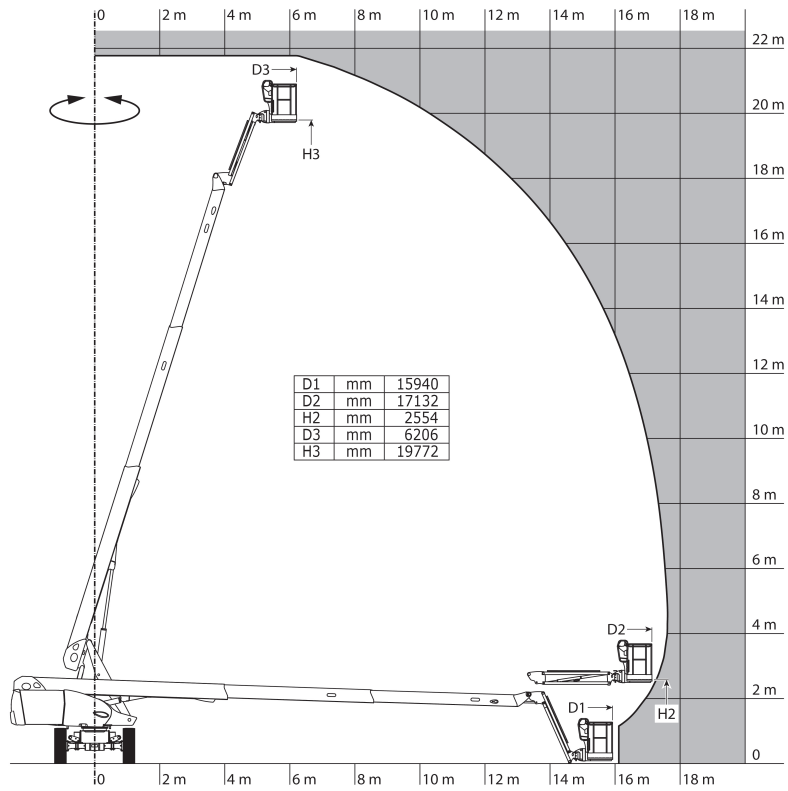
Aerial Work Platforms Diesel Telescopic Jib



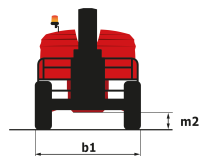
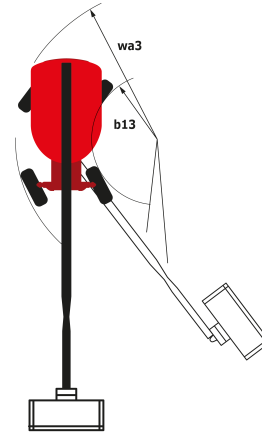
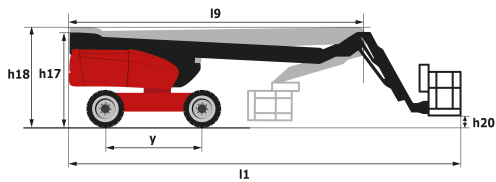
Capacities	Metric
Working height	21.77 m
Platform height	19.77 m
Horizontal outreach	17.63 m
Pendular arm rotation (top/bottom)	69 ° / -66 °
Platform capacity	230 kg
Turret rotation	360 °
Platform rotation (right/left)	90 ° / 90 °
Number of people (inside/outside)	2 / 2
Weight and dimensions	
2.1 - Platform weight*	11850 kg
2.2 - Platform dimension (L x l)	2.1 x 0.8 m
b1 - Overall width	2.48 m
l1 - Overall length	9.80 m
l9 - Overall length (folded)	7.29 m
h17 - Overall height	2.47 m
h18 - Overall height (folded)	2.72 m
h20 - Floor height (access)	0.40 m
l13 - Pendular arm length	2 m
a7 - Counterweight offset (turret at 90°)	1.76 m
b13 - Inner turning radius	2.96 m
wa3 - Outer turning radius	6.19 m
m2 - Ground clearance at center of frame	0.44 m
y - Wheelbase	2.80 m
Performances	
Travel speed	4.70 km/h
Working speed	1 km/h
Gradeability	40 %
Permissible leveling	4 °
Tires	
Type of tires	Foam-filled
Dimensions	1.02 x 0.36
Drive wheels (front/rear)	2 / 2
Steering wheels (front/rear)	2 / 0
Braking wheels (front/rear)	2 / 2
Engine	
I.C. engine	Kubota V1505.E3B Stage 3A
I.C. Engine power rating	26.20 kW
Miscellaneous	
Ground pressure	18.20 daN/cm <sup>2</sup>
Maximum available hydraulic pressure	340 bar
Capacity of hydraulic tank	94 l
Capacity of fuel tank	72 l
Daily consumption	10.50 l

Load chart

Created on November 3, 2017 2:03 PM



Dimensional drawing



## Equipment

---

### Standard

230V Predisposition

4 simultaneous movements

4 wheel drive

Active oscillating front axle

Audible alarm and illuminated indicator lamp (leveling, overload, lowering)

Backup electrical pump

Basket 2,100 mm

CAN bus technology

Continuous turret rotation

Dead man pedal

Differential locking on rear axle

Electronic platform compensation

Emergency stop button in platform and on frame

Engine on swivel chair

Front axle with limited slip

Fuel gauge with low level indicator

Fully galvanized basket

Horn in the platform

Hour meter

Integrated diagnostic assistance

Leveling unlocking

Management via engine speed bearing

Proportional controls

### Optional

230V plug with differential circuit-breaker

Air predisposition

Beep on every movement

Beep upon travel

Biodegradable oil

Initial verification report before putting into service

Lockable fuel cap

Basket 1,800 mm

Non-marking tyres


Extreme cold oil

Onboard generator (3,5 or 5 kW)

Personalized paintwork

Refinery kit

Safety harness



Siège Social  
430 rue de l'Aubinière - 44150 Ancenis Cedex - France  
Tel: +33(0)2 40 09 10 11 - Fax: +33 (0)2 40 09 10 97  
[www.manitou.com](http://www.manitou.com)



This brochure describes versions and configuration options for Manitou products which may be fitted with different equipment. The equipment described in this brochure may be standard, optional or not available depending on version. Manitou reserves the right to change the specifications shown and described at any time and without prior warning. The manufacturer is not liable for the specifications given. For more information, contact your Manitou dealer. Non-contractual document. Product descriptions may differ from actual products. List of specifications is not comprehensive. The logos and visual identity of the company are the property of Manitou and may not be used without authorisation. All rights reserved. The photos and diagrams contained in this brochure are provided for information only.

MANITOU BF SA - Limited company with board of directors - Share capital: 39,547,824 euros - 857 802 508 RCS Nantes